



# LED Lighting & Supply Catalog

---

Industrial/Vocational Lighting & Accessories | 2021



# LED Interior and Compartment Lighting

## Strip Lights and Assemblies



**Strip Lighting with Aluminum Bracket**  
12", 18", 24", 36", 48"



**Flexible Strip Lighting**  
12", 18", 24", 36", 48"



**Left and Right Assemblies**

Rugged strip light assemblies built to last. Multiple lengths available. All lengths come pre-assembled for quick easy installation. Large (5050), bright, high output SMD diodes mated to a quality flexible PCB and sealed with the best flexible moisture rated resin in the industry to achieved an IP67 standard.

Lights are adhered to custom aluminum brackets using only the best 3M VHB double stick tape and then zipped tied at both ends to ensure permanent placement and no lifting at the ends. Each light includes factory installed 2 pin weather tight Deutsch connector on a 10" shielded cable. Brackets point the light into the desired area at 125 degrees for optimum illumination where it is needed. Simply drill a couple of holes and screw or rivet into location.

OEM tested with proven performance for many years. Perfect for use in work service truck compartments.

Part Number	#	LED	Description
HD12018CW-DC	18	LED	12" Flexible Strip Lighting
HD18027CW-DC	27	LED	18" Flexible Strip Lighting
HD24036CW-DC	36	LED	24" Flexible Strip Lighting
HD36054CW-DC	54	LED	36" Flexible Strip Lighting
HD48072CW-DC	72	LED	48" Flexible Strip Lighting
HD12518CW-LH & RH	18	LED	12" Flexible Strip Lighting w/Aluminum Bracket   Left & Right Mount
HD18527CW-LH & RH	27	LED	18" Flexible Strip Lighting w/Aluminum Bracket   Left & Right Mount
HD24036CW-LH & RH	36	LED	24" Flexible Strip Lighting w/Aluminum Bracket   Left & Right Mount
HD36054CW-LH & RH	54	LED	36" Flexible Strip Lighting w/Aluminum Bracket   Left & Right Mount
HD48072CW-LH & RH	72	LED	48" Flexible Strip Lighting w/Aluminum Bracket   Left & Right Mount

# LED Exterior Lighting

## License & Utility



HD26106BL



HD26106CL



HD30004BL



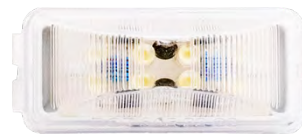
HD34103WCSMD



HD40106BL



HD40106CL



HD25018W



HD40112W



HD82071B  
HD82072B  
HD82073B



HD82071W  
HD82072W  
HD82073W

Part Number	#	LED	Description	Diode	Lumen
HD25108W	8	LED	2.5" Rectangular Utility Light	White	
HD40112W	12	LED	4" Rectangular Utility Light	White	
HD26106BL	6	LED	License Plate Black ABS Light	White	
HD26106CL	6	LED	License Plate Chromed ABS Light	White	
HD30004BL	4	LED	ABS License Light   Black Body	White	
HD34103WCSMD	3	LED	Mini Round Flush Mount Utility Light	White	
HD40106BL	6	LED	License Plate Black ABS Light   Black Body	White	
HD40106CL	6	LED	License Plate Chromed ABS Light   Chrome Body	White	
HD82071B	9	LED	5" 40 Degree Down Light   Black Body	White	725
HD82071W	9	LED	5" 40 Degree Down Light   White Body	White	725
HD82072B	18	LED	9" 40 Degree Down Light   Black Body	White	1450
HD82072W	18	LED	9" 40 Degree Down Light   White Body	White	1450
HD82073B	27	LED	13" 40 Degree Down Light   Black Body	White	2250
HD82073W	27	LED	13" 40 Degree Down Light   White Body	White	2250

# LED High Output Light Bars

Double Row, Ultra Slim and Standard Refractive Series

Double Row  
**Light Bar**  
6.6", 12" and 23"



HD65012CBW



HD12024CBW



HD23048CBW

Ultra Slim  
**Light Bar**  
21" and 11"



HD11009DBW



HD22018DBW

NEW!  
**Refractive Lens  
Technology**

Standard  
**Light Bar**  
13", 21" and 30"



HD13109DBW



HD21115DBW



HD30121DBW

Part Number	#	LED	Description	Watts	Effective Lumen	Raw Luman
HD65012CBW	12	LED	6.6" Double Row LED Light Bar	36	1750	2650
HD12024CBW	24	LED	12" Double Row LED Light Bar	72	3450	5300
HD23048CBW	48	LED	23" Double Row LED Light Bar	144	6900	10600
HD11009DBW	9	LED	11" Ultra Slim Light Bar	45	2370	3780
HD22018DBW	18	LED	22" Ultra Slim LED Light Bar	90	6753	7560
HD13109DBW	9	LED	13" Straight Refraction LED Light Bar	90	5050	8330
HD21115DBW	15	LED	21" Straight Refraction LED Light Bar	150	8350	13780
HD30121DBW	21	LED	30" Straight Refraction LED Light Bar	210	11700	19305



# LED High Output Exterior Lighting

## Projection Driving | Work Lights



HD46308-3SP



HD46308-3WFL



HD46516-3SP



HD46516-3WFL



HD47506WFL



HD47554WL



HD50014-3SP



HD50014-3WFL



HD75007WSP



HD75018WF



HD75018WS

Part Number	#	LED	Description	Watt	Lumen
HD46308-3SP	8	LED	High Output Rectangular Spot Light	24	1800
HD46308-3WFL	8	LED	High Output Rectangular Flood Light	24	1800
HD46516-3SP	16	LED	High Output Square Spot Light	48	3520
HD46516-3WFL	16	LED	High Output Square Flood Light	48	3520
HD47506WFL	6	LED	High Output Round Work Light   Rubber Housing	18	1350
HD47554WL	54	LED	High Output Round Work Light   Rubber Housing		400
HD50014-3SP	14	LED	High Output Round Spot Light	42	3080
HD50014-3WFL	14	LED	High Output Round Flood Light	42	3080
HD75007WSP	7	LED	High Output Spot Light with Removable Grill	35	4500
HD75018WF	18	LED	7" Super Output Round Flood Light	90	6000
HD75018WS	18	LED	7" Super Output Round Spot Light	90	6500

**NEW! ATCS®**  
Advanced Temperature  
Control System



**HD36020F**  
with ATCS®



**HD38024F**  
with ATCS®



**HD44036F**  
with ATCS®



**HD46036F**  
with ATCS®



**HD36009-3F**



**HD38009-3F**



**HD36009-3S**



**HD38009-3S**



**HD31703-5WFL**



**HD38510F**

ATCS® is a smart thermal technology designed to allow LED's to operate at a higher lumen output with maximum driver current while not compromising the longevity of the light. The system takes advantage of its superior cooling design to power and monitor all LED's for maximum output by adjusting the output

Part Number	#	LED	Description	Watts	Lumen
HD36020F	20	LED	3.6" High Flux Mini Square Flood Light, with ATCS®	30	1950-2710
HD38024F	24	LED	3.6" High Flux Mini Round Flood Light, with ATCS®	36	2350-3270
HD44036F	36	LED	4.6" High Flux Square Flood, with ATCS®	54	3528-4272
HD46036F	36	LED	4.6" High Flux Round Flood, with ATCS®	54	3528-4272
HD36009-3F	9	LED	3.6" High Output Mini Square Flood Light	27	1600
HD38009-3F	9	LED	3.6" High Output Mini Round Flood Light	27	1600
HD36009-3S	9	LED	3.6" High Output Mini Square Spot Light	27	1600
HD38009-3S	9	LED	3.6" High Output Mini Round Spot Light	27	1600
HD31703-5WFL	3	LED	High Output Rectangular Spot Light	15	1800
HD38510F	10	LED	High Output Cube Flood Light with Side Shooter	29	3075

# LED High Output Exterior Lighting

## Dual Series Work | Strobe Warning Lights



HD42509AW

**NEW! ATCS®**  
Advanced Temperature  
Control System



Amber | Strobe



White | Flood



HD42609AW

**NEW! ATCS®**  
Advanced Temperature  
Control System



Amber | Strobe



White | Flood



HD38510AW

with  
**Side Shooter  
Strobe**



Amber | Strobe



White | Flood



HD62018AW

with  
**Quad Flash  
Per Second**



Amber | Strobe



White | Flood

Part Number	#	LED	Description	Eff. White Lumen	Flash Rate
HD42509AW	18	LED	Dual Series Flood Strobe Light with New ATCS®	2200-4000	3 FPS
HD42609AW	18	LED	Dual Series Flood Strobe Light with New ATCS®	2200-4000	3 FPS
HD38510AW	10	LED	Dual Series Flood Light with Side Shooter Strobe	2195	4 FPS
HD62018AW	18	LED	Dual Series Flood Strobe Light	1325	4 FPS



# LED High Output Emergency Mini Light Bars

Magnetic or Permanent Mounts



**HD112540AC-MM**  
Magnetic Mount



**Magnetic lights include:**  
Shielded cable with  
cigarette lighter on/off  
switch and pattern selector



**HD187564AC-MM**  
Magnetic Mount



**HD112540AC-PM**  
Permanent Mount



**HD187564AC-PM**  
Permanent Mount

Certifications:  
**SAE J845 Class 1**  
**ECE R10 R65**

10 Synchronizable  
**Flash Patterns**

Part Number	#	LED	Description	Flash Patterns
HD112540AC-MM	40	LED	11.25" Emergency Mini Bar with Magnetic Mount, with Cig. Switch	10
HD112540AC-PM	40	LED	11.25" Emergency Mini Bar with Permanent Mount	10
HD187564AC-MM	64	LED	18.75" Emergency Mini Bar with Magnetic Mount, with Cig. Switch	10
HD187564AC-PM	64	LED	18.75" Emergency Mini Bar with Permanent Mount	10



## LED Safety | Warning

### Ultra Thin Lighthead



HD37401A

HD37401AW

HD37401W



HD37601A

HD37601AW

HD37601W



HD38401A

HD38401AW

HD38401W



HD38601A

HD38601AW

HD38601W



HD38401R

HD38401RW




HD38601R

HD38601RW

Part Number	#	LED	Description	Diode	Class
HD37401A	4	LED	0.5W High Output Lighthead, with 19 Flash Patterns	Amber	Class 2
HD37401AW	4	LED	0.5W High Output Lighthead, with 19 Flash Patterns	Amber/White	Class 2
HD37401W	4	LED	0.5W High Output Lighthead, with 19 Flash Patterns	White	Class 2
HD37601A	6	LED	0.5W High Output Lighthead, with 19 Flash Patterns	Amber	Class 2
HD37601AW	6	LED	0.5W High Output Lighthead, with 19 Flash Patterns	Amber/White	Class 2
HD37601W	6	LED	0.5W High Output Lighthead, with 19 Flash Patterns	White	Class 2
HD38401A	4	LED	3W OSRAM High Output Lighthead with 10 Flash Patterns	Amber	Class 1
HD38401AW	4	LED	3W OSRAM High Output Lighthead with 10 Flash Patterns	Amber/White	Class 1
HD38401W	4	LED	3W OSRAM High Output Lighthead with 10 Flash Patterns	White	Class 1
HD38401R	4	LED	3W OSRAM High Output Lighthead with 10 Flash Patterns	Red	Class 1
HD38401RW	4	LED	3W OSRAM High Output Lighthead with 10 Flash Patterns	Red/White	Class 1
HD38601A	6	LED	3W OSRAM High Output Lighthead with 10 Flash Patterns	Amber	Class 1
HD38601AW	6	LED	3W OSRAM High Output Lighthead with 10 Flash Patterns	Amber/White	Class 1
HD38601W	6	LED	3W OSRAM High Output Lighthead with 10 Flash Patterns	White	Class 1
HD38601R	6	LED	3W OSRAM High Output Lighthead with 10 Flash Patterns	Red	Class 1
HD38601RW	6	LED	3W OSRAM High Output Lighthead with 10 Flash Patterns	Red/White	Class 1



HD37611A



HD37611AW



HD37611W



HD24026A



HD25026Y



HD24026B



HD24026R



HD24026W



HD40024AS



HD60024AS

Part Number	#	LED	Description	Diode	Class
HD37611A	12	LED	Double Stacked Surface Mount Lighthouse with 19 Flash Patterns	Amber	Class 2
HD37611AW	12	LED	Double Stacked Surface Mount Lighthouse with 19 Flash Patterns	Amber/White	Class 2
HD37611W	12	LED	Double Stacked Surface Mount Lighthouse with 19 Flash Patterns	White	Class 2
HD24026A	6	LED	Mini Strobe with Single Flash Pattern w Synchronized Function	Amber	Class 2
HD24026Y	6	LED	Mini Strobe with Single Flash Pattern w Synchronized Function	Yellow	Class 2
HD24026B	6	LED	Mini Strobe with Single Flash Pattern w Synchronized Function	Blue	Class 2
HD24026R	6	LED	Mini Strobe with Single Flash Pattern w Synchronized Function	Red	Class 2
HD24026W	6	LED	Mini Strobe with Single Flash Pattern w Synchronized Function	White	Class 2
HD40024AS	24	LED	Strobe Light with Single Flash Pattern w Synchronized Function	Amber	Class 2
HD60024AS	24	LED	Strobe Light with Single Flash Pattern w Synchronized Function	Amber	Class 2

# LED Clearance Marker Lights

## Surface Mount



HD25108R



HD40112R



HD59006R-2



HD25108Y



HD40112Y




HD59006Y-2



HD25108R-3IDSS



HD34001R-3IDSS



HD42012RSMD



HD42012YSMD



HD40810RSMD



HD40810YSMD

Part Number	#	LED	Description	Diode	Lens
HD25108R	8	LED	2.5" Rectangular Clearance Marker Light	Red	Red
HD25108Y	8	LED	2.5" Rectangular Clearance Marker Light	Amber	Amber
HD40112R	12	LED	4" Rectangular Clearance Marker Light	Red	Red
HD40112Y	12	LED	4" Rectangular Clearance Marker Light	Amber	Amber
HD59006R-2	6	LED	6" Clearance Marker with Reflex Lens   2-Wire	Red	Red
HD59006Y-2	6	LED	6" Clearance Marker with Reflex Lens   2-Wire	Amber	Amber
HD25108R-3IDSS	8/8/8	LED	3 Light Stainless Steel ID Bar	Red	Red
HD34001R-3IDSS	1/1/1	LED	3 Light Stainless Steel ID Bar	Red	Red
HD42012RSMD	12	LED	4" Side Turn Marker   3-Wire	Red	Red
HD42012YSMD	12	LED	4" Side Turn Marker   3-Wire	Amber	Amber
HD40810RSMD	10	LED	4" Red Double Bulls Eye Clearance Marker	Red	Red
HD40810YSMD	10	LED	4" Amber Double Bulls Eye Clearance Marker	Amber	Amber



# LED Clearance Markers Lights

Flush Mount




HD20010RF



HD20010YF



HD20010R



HD20010Y



HD20003RSD  
HD25003RSD



HD20003YSD  
HD25003YSD



HD25013RF



HD25013YF



HD25013R



HD25013Y



HD21002SMDR



HD21002SMDY



HD34001RSMD



HD34001YSMD



HD34003R-3IDHS



HD34003RSMD



HD34003YSMD

Part Number	#	LED	Description	Diode	Lens
HD20010R & RF	10	LED	2" Round Clearance Marker Light with or without ABS Flange	Red	Red
HD20010Y & YF	10	LED	2" Round Clearance Marker Light with or without ABS Flange	Amber	Amber
HD20003RSD	3	LED	2" Round Clearance Marker Light	Red	Red
HD20003YSD	3	LED	2" Round Clearance Marker Light	Amber	Amber
HD25003RSD	3	LED	2.5" Round Clearance Marker Light	Red	Red
HD25003YSD	3	LED	2.5" Round Clearance Marker Light	Amber	Amber
HD25013R & RF	13	LED	2.5" Round Clearance Marker Light with or without ABS Flange	Red	Red
HD25013Y & YF	13	LED	2.5" Round Clearance Marker Light with or without ABS Flange	Amber	Amber
HD21002SMDR	2	LED	2" Mini Oval Clearance Marker	Red	Red
HD21002SMDY	2	LED	2" Mini Oval Clearance Marker	Amber	Amber
HD34001RSMD	1	LED	3/4" Mini Round 2-Wire Clearance Marker Light	Red	Red
HD34001YSMD	1	LED	3/4" Mini Round 2-Wire Clearance Marker Light	Amber	Amber
HD34003R-3IDHS	3/3/3	LED	3 Light ID Harness with 50" Lead   2 Bullet Terminals	Red	Red
HD34003RSMD	3	LED	3/4" Mini Round 2-Wire Clearance Marker Light	Red	Red
HD34003YSMD	3	LED	3/4" Mini Round 2-Wire Clearance Marker Light	Amber	Amber

# LED Stop Tail Turn | Park Turn | Backup

## Flush & Surface Mount



HD40007RSD



HD40007YSD



HD40007WSD



HD61014RW-2  
Without Bezel



HD41014RW-2  
With Bezel



HD40012RSD



HD40012YSD



HD40012WSD



HD60014RW-2



HD40014RW-2

Shown with Grommet (sold separately)



HD60010RSMD



HD60010YSMD



HD60010WSMD



HD57033RSDM



HD57039RSDM

Part Number	#	LED	Description	Diode	Lens
<b>LED Stop Tail Turn Lights</b>					
HD40007RSD	7	LED	4" Round Stop Tail Turn Light	Red	Red
HD40012RSD	12	LED	4" Round Stop Tail Turn Light	Red	Red
HD40014RW-2	12/2	LED	4" Round Combination Stop Tail Turn with Backup Light	Red/White	Red/Clear
HD41014RW-2	12/2	LED	4" Round Surface Mount Combo Stop Tail Turn with Backup	Red/White	Red/Clear
HD57033RSDM	12/21	LED	Universal Square Combination Box Light	Red/White	Red/White
HD57039RSDM	12/27	LED	Universal Square Combination Box Light	Red/White	Red/White
HD60010RSMD	10	LED	6" Oval Stop Tail Turn (shown with Grommet, sold separately)	Red	Red
HD60014RW-2	12/2	LED	6" Oval Combination Stop Tail Turn with Backup Light	Red/White	Red/Clear
HD61014RW-2	12/2	LED	6" Oval Surface Mount Combo Stop Tail Turn with Backup	Red/White	Red/Clear
<b>LED Park Turn Lights</b>					
HD40007YSD	7	LED	4" Round Park Turn Light	Amber	Amber
HD40012YSD	12	LED	4" Round Park Turn Light	Amber	Amber
HD60010YSMD	10	LED	6" Oval Park Turn Light (shown with Grommet, sold separately)	Amber	Amber
<b>LED Backup Lights</b>					
HD40007WSD	7	LED	4" Round Backup Light	White	Clear
HD40012WSD	12	LED	4" Round Backup Light	White	Clear
HD60010WSMD	10	LED	6" Oval Backup Light (shown with Grommet, sold separately)	White	Clear



HD20099SS



HD40099SS



HD21340C



HD40811C



HD40094G



HD60095G



HD31703-APAD



HD00022F



HD00020



HD00021



HD00030



HD00031



HD00230

Part Number	Description
<b>Mounting Grommets &amp; Accessories</b>	
HD20095G	2" Grommet
HD20099SS	2" Round Stainless Steel Security Flange
HD25095G	2.5" Grommet   Approximate Mounting Hole Size: 3"
HD21340B	ABS Branch Deflector   Black
HD21340C	ABS Branch Deflector   Chrome
HD21340G	ABS Branch Deflector   Gray
HD25099SS	2.5" Round Stainless Steel Security Flange
HD25195G	2.5" Grommet   Approximate Mounting Hole Size: 2.75"
HD31703-APAD	30° Rubber Base Mount
HD40095G	4" Black Grommet
HD40099SS	4" Round Stainless Steel Security Flange
HD40811C	Chrome Brush Guard
HD60095G	6" Oval Grommet
<b>Connectors</b>	
HD00020	2 Pin In-Line Male Connector
HD00021	2 Pin 90° Angle Connector
HD00022F	2 Pin In-Line Female Connector
HD00030	3 Pin 90° Angle Connector
HD00031	3 Pin Straight Male Connector
HD00230	2 Pin 90° Angle Male Connector
HDTS06-2S6	6" Pigtail with Deutsch Connector (DT06-2S)



**Be Visible. Stay Safe.®**

PO Box 82268  
Portland, OR 97282  
USA

503 233 0008 | Telephone  
1 877 238 0008 | Toll Free  
503 233 0009 | Fax  
[info@heavydutylighting.com](mailto:info@heavydutylighting.com)

Please visit us online at  
**[HeavyDutyLighting.com](http://HeavyDutyLighting.com)**



**V0321A**